



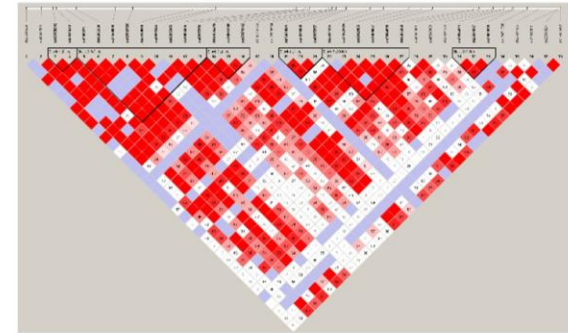
(A) Korean



(B) Han Chinese



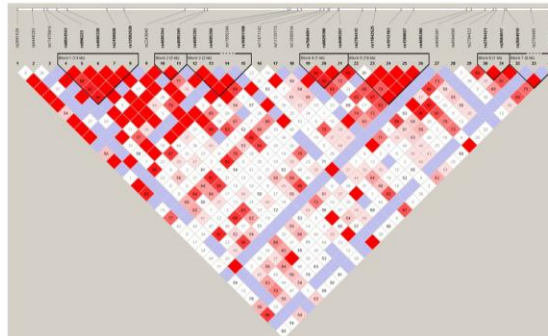
(C) Japanese



(D) Caucasian



(E) African



Supplementary Fig. 1. Linkage disequilibrium (LD) plots for *TEC* gene in five ethnicities. LD plots were calculated by using data from International HapMap Project. (A) LD of Korean. (B) LD of Han Chinese. (C) LD of Japanese. (D) LD of Caucasian. (E) LD of African.